



District Report Card: 2017


State: Tamil Nadu	District: Tiruvannamalai
Class: 5	Subject: EVS
Schools: 61	Students: 1046


Participation/Coverage


Students

GENDER 	Boys		Girls	
	Number	%	Number	%
	557	53.25	489	46.75

AREA 	Rural		Urban	
	Number	%	Number	%
	890	85.09	156	14.91

CATEGORY 	SC		ST		OBC		GEN	
	Number	%	Number	%	Number	%	Number	%
	342	32.70	38	3.63	643	61.47	23	2.20

CWSN 	LD	VI	HI	S&LD	ID	Oth
	4	1	0	2	5	1

Management 	Government		Government-aided	
	Number	%	Number	%
	888	84.89	158	15.11

Average Performance of Students in EVS (%)

Overall	Gender		Area		Management		Social Group			
	Male	Female	Rural	Urban	Govt.	Aided	SC	ST	OBC	GEN
50.92	51.02	50.80	51.02	50.34	50.33	54.22	47.21	50.35	52.72	56.52

Performance on Learning Outcomes (LOs)

Learning Outcomes	Description	Average Performance(%)
E403	Identifies relationship with and among family members in extended family	51.41
E410	Records observations/experiences/information for objects, activities, phenomena, places visited in different ways and predicts patterns and activities/ phenomena	43.69
E501	Explains the super senses and unusual features (sight, smell, hear, sleep, sound, etc.) of animals and their responses to light, sound, food etc.	44.65
E503	Describes the interdependence among animals, plants and humans	62.81
E504	Explains the role and functions of different institutions in daily life (Bank, Panchayat, cooperatives, police station, etc.)	58.99
E505	Establishes linkages among terrain, climate, resources (food, water, shelter, livelihood) and cultural life. (e.g. life in distant/difficult areas like hot/cold deserts)	29.71
E506	Groups objects, materials, activities for features/properties such as shape, taste, color , texture, sound, traits etc.	33.01
E507	Traces the changes in practices, customs, techniques of past and present through coins, paintings, monuments, museum etc. and interacting with elders	46.33
E508	Guesses (properties, conditions of phenomena), estimates spatial quantities (distance, area, volume, weight etc.) and time in simple standard units and verifies using simple tools/set ups	41.20
E509	Records observations/experiences/information in an organized manner (e.g. in tables/ sketches/ bar graphs/ pie charts) and predicts patterns in activities/phenomena (e.g. floating, sinking, mixing, evaporation , germination , spoilage) to establish relation between cause and effect.	52.14
E510	Identifies signs, directions, location of different objects/landmarks of a locality /place visited in maps and predicts directions w.r.t. positions at different places for a location	56.69
E512	Voices opinions on issues observed/experienced and relates practices /happenings to larger issues of society	50.10
E513	Suggests ways for hygiene, health, managing waste, disaster/emergency situations and protecting/saving resources	64.55

Range of Performance of Students who Answered Correctly							
Below 30%		30% - 50%		50% - 75%		Above 75%	
Number	%	Number	%	Number	%	Number	%
177	16.92	347	33.17	399	38.15	123	11.76

Lowest Performing Learning Outcomes (LOs)

1 - Establishes linkages among terrain, climate, resources (food, water, shelter, livelihood) and cultural life. (e.g. life in distant/difficult areas like hot/cold deserts) (29.71)

2 - Groups objects, materials, activities for features/properties such as shape, taste, color , texture, sound, traits etc. (33.01)

3 - Guesses (properties, conditions of phenomena), estimates spatial quantities (distance, area, volume, weight etc.) and time in simple standard units and verifies using simple tools/set ups (41.20)

4 - Records observations/experiences/information for objects, activities, phenomena, places visited in different ways and predicts patterns and activities/ phenomena (43.69)

5 - Explains the super senses and unusual features (sight, smell, hear, sleep, sound, etc.) of animals and their responses to light, sound, food etc. (44.65)